

**Report for the APSS- Depuy Synthes Spine Clinical Fellowship 2014**

*Fellow:* **Dr. Sungkyu Kim, MD**

Clinical assistant professor (Spine),  
Department of Orthopaedics,  
Chonnam National University Hospital (CNUH),  
42 Jebong-ro, Dong-gu, Gwangju 501-757, Korea.

*Guide:* **Professor Keith DK Luk**

Tam Sai Kit Chair in Spine Surgery  
Chair Professor and Chief of Spine Division  
Dept of Orthopedics & Traumatology  
University of Hong Kong

*Duration:* 26 Oct.-15 Nov. 2014 (3weeks)

*Centre's visited:*

- 1) Queen Mary Hospital (QMH), 102 Pokfulam Road, Hong Kong
- 2) The Duchess of Kent Children's Hospital (DKCH), 12 Sandy Bay Road, Pokfulam, Hong Kong

The APSS – Depuy Synthes Spine Clinical Fellowship 2014 took place from 27th October to 14th November 2014. Landed in Hong Kong on 26th October and my fellowship began on Monday, 27th October.

Prof. Keith DK Luk received me with kindness to the Duchess of Kent Children's Hospital on 27th October 9.00 am and my schedule started. I moved to scoliosis outpatient clinic with Prof. Keith DK Luk and I saw many scoliosis cases such as idiopathic, congenital, neurogenic, and etc. Every patients and their parents respected Prof. Keith DK Luk. I surprised and respected for his passions and efforts to his patients. In the afternoon, I met Prof. Kenneth MC Cheung and we



went to the QMH. It took 5 minutes to arrive at QMH by car and I watched posterior decompression of lumbar stenosis.

Tuesday (28 Oct.) was a date of scoliosis outpatient clinic at DKCH. I attended scoliosis outpatient clinic all day.

Wednesday (29 Oct.) began at 8:30 am with ward rounds at DKCH. We discussed about the management and planning of the admission patients. And I joined the clinical conference about spine infection at QMH. In the afternoon, I attended adult spine outpatient clinic at DKCH.

Thursday (30 Oct.) was free or research activity day. I had seen the Central area including many shopping mall.

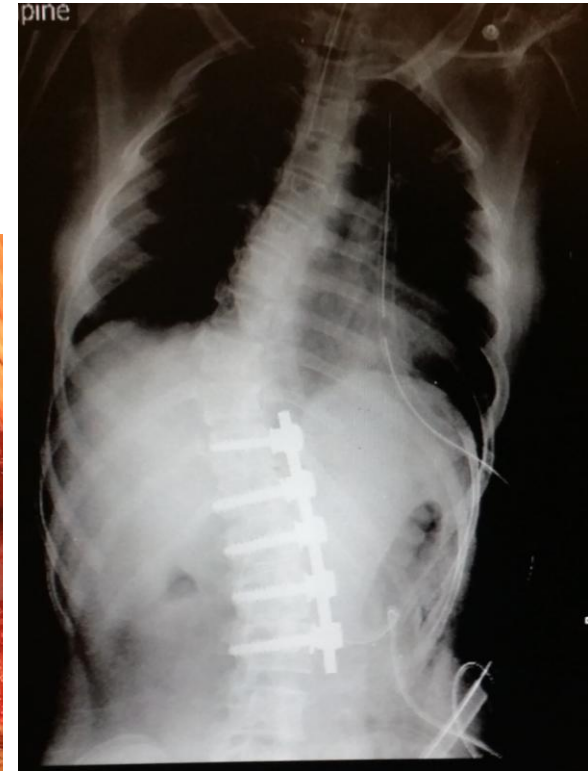
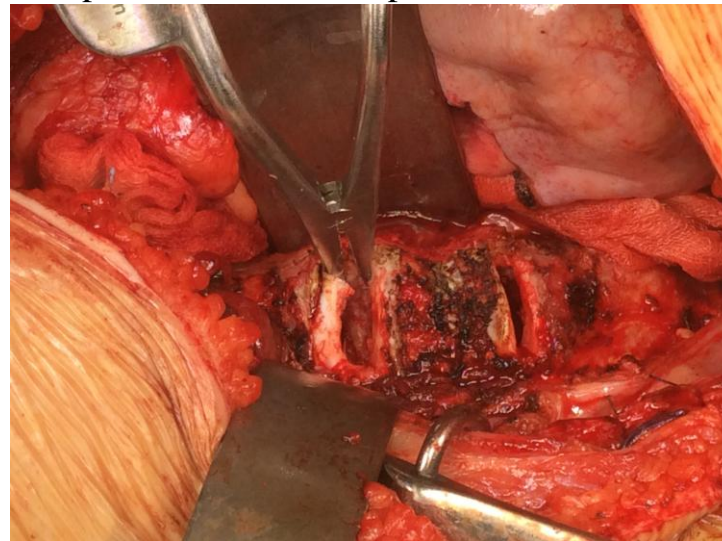
Friday (31 Oct.) began at 8:30 am with ward rounds at QMH. We discussed about the management and planning of the preoperative patients and admission patients. And I joined the general spine outpatient clinic at QMH in the afternoon.

On Saturday (01 Nov.), TLIF for Lumbar stenosis was performed by Prof. Kenneth MC Cheung. Professor gave me the opportunity to scrub up with him and I experienced original TLIF technique.

I travelled to Tsim Sha Tsui on Sunday.

Monday (03 Nov.) was operative day at QMH where scoliosis correction was performed by Prof. Keith DK Luk and his team. Two cases of AIS were lined up for the day, also I got an opportunity to scrub up in all case. First case was ant. correction of thoracic AIS. I had experienced ant. correction of AIS for the first time. It was very interesting and I was

thrilled to experience the surgery as an assistant with Prof. Keith DK Luk. Second case was post. correction of thoracolumbar AIS. Surgery was interspersed with in depth discussions with



professor, his philosophy and the correction technique in AIS.

On Tuesday (04 Nov.), I participated body cast treatment of very young scoliosis patients at DKCH. I had no prior experience of this treatment, so I was interesting. I attended scoliosis outpatient clinic in the afternoon.

On Wednesday (05 Nov.), the same as last week, we had ward rounds. And I joined the clinical conference of other sub-division, foot and ankle, at QMH. In the afternoon, I attended adult spine outpatient clinic at DKCH.

Thursday (06 Nov.) was free.

On Friday(07 Nov.), I assisted surgery of Prof. Kenneth MC Cheung; Posterior correction of scoliosis occurred by sotos syndrome of 17-year-old patient. I was thoroughly impressed about excellent teamwork of spine team. Professor took extra efforts to explain his technique and rationale of scoliosis correction and also shared his experience with us. I joined

the general spine outpatient clinic at QMH in the afternoon.

On Saturday (08 Nov.), two operation cases were line up for the day. I saw posterior fusion for L1, 2 osteoporotic compression Fx and posterolateral fusion for degenerative spondylolisthesis of Dr. YW Wong.

I did Dragon's back trekking on Sunday (09 Nov.). Scenery was so amazing and I still have not forget. This trekking was one of the most memorable parts of my fellowship.



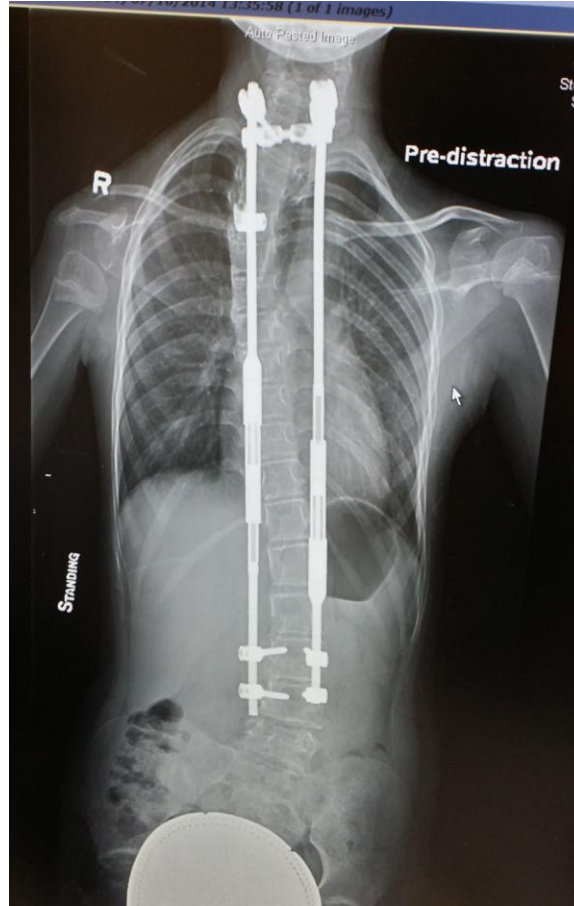
On Monday (10 Nov.), I participated scoliosis outpatient clinic of Prof. Keith DK Luk at DKCH in the morning and posterior correction of neuromuscular scoliosis by Dr. Wong at QMH in the afternoon.

On Tuesday (11 Nov.), I attended scoliosis outpatient clinic at DKCH and I saw scoliosis patients who were treated using magnetic growing rod. These patients were very famous because they were reported in the Lancet.

Wednesday (12 Nov.) began at 8:30 am with ward rounds at DKCH. And I joined the clinical conference of shoulder part with Prof. Andrew CARR who was a professor of orthopaedics, university of Oxford.

Thursday (13 Nov.) was free and I looked back at the time of the last three weeks.

On Friday (14 Nov.), my last operation case was the posterior correction of type 4 AIS.





My three week of clinical fellowship in Hong Kong was very satisfying. I saw many cases and different approaches, techniques, and rationale. I would like to express my heartfelt thanks to Prof. Keith DK Luk and Prof. Kenneth MC Cheung for having organized such an academically enriched programs and thankful kindness. Also, I would thank the spine section team for providing with many convenience and kindness. These whole great experience would be my asset of orthopaedic surgeon's life.

Finally I would thank the APSS especially the President; Prof. Arvind Jayaswal, Vice Chairman; Prof. Kuniyoshi Abumi, Secretary; Prof. Mun Keong Kwan, for selecting me for this fellowship and providing with the golden opportunity. Also I would thank Dr. Chris Chan and Cheryl Low for co-ordinating the fellowship program. Thank you very much!



## Work schedule of Division of Spine Surgery

Chief, Division of Spine Surgery: Prof Keith DK Luk  
 Deputy Chief, Division of Spine Surgery: Dr YW Wong  
 Head of Department of O&T: Prof Kenneth MC Cheung  
 Associate Consultant: Dr WY Cheung

	Monday	Tuesday	Wednesday	Thursday	Friday	Saturday
<b>AM</b>	<b>9:00 am</b> Scoliosis Clinic at DKCH  OR <b>8:30 am</b> OT at QMH	<b>AM</b> FREE or Research Activity	<b>8:30 am</b> Ward Round at DKCH  <b>10:30 am</b> Clinical Conference at QMH or DKCH	<b>AM</b> FREE or Research Activity	<b>8:30 am</b> Ward Round at QMH  <b>10:30 am</b> Research Activity	<b>8:30 am</b> OT at QMH
<b>PM</b>	OT at QMH *continued till 9:00 pm*	Scoliosis Clinic at DKCH	<b>2:00 pm</b> Adult Spine Clinic at DKCH	<b>PM</b> FREE or Research Activity	<b>1:00 pm</b> Pre-op Meeting at QMH  <b>2:00 pm</b> General Spine Clinic at QMH	OT at QMH *continued till 5:00 pm*

Notes:

QMH = Queen Mary Hospital, 102 Pokfulam Road, Hong Kong

DKCH = The Duchess of Kent Children's Hospital, 12 Sandy Bay Road, Pokfulam, Hong Kong

<b>Date</b>	<b>Day</b>	<b>Age</b>	<b>Sex</b>	<b>Diagnosis</b>	<b>Procedure</b>	<b>Surgeon</b>	<b>My role</b>	<b>Hospital</b>
27-Oct.	Mon.	63	M	Lumbar stenosis	Post. decompression	Dr YW Wong	Observer	QMH
01-Nov.	Sat.	68	M	Lumbar stenosis	TLIF	Prof Kenneth MC Cheung	Assistant	QMH
03-Nov.	Mon.	15	F	Thoracic AIS	Anterior correction	Prof Keith DK Luk	Assistant	QMH
03-Nov.	Mon.	16	F	Thoracolumbar AIS	PSF	Prof Keith DK Luk	Assistant	QMH
07-Nov	Fri	17	M	Sotos syndrome, Scoliosis	PSF	Prof Kenneth MC Cheung	Assistant	QMH
08-Nov	Sat	74	M	L1, 2 osteoporotic compression fracture	Decompression + PSF	Dr YW Wong	Observer	QMH
08-Nov	Sat	65	F	Lumbar degenerative spondylolisthesis	P-L fusion	Dr YW Wong	Observer	QMH
10-Nov	Mon	15	M	Neuromuscular scoliosis	PSF	Dr YW Wong	Observer	QMH
14-Nov	Fri	16	M	AIS	PSF	Prof Kenneth MC Cheung	Observer	QMH